

Appendix 10 - 2022/23 Q2

COMMUNITY PROTECTION, REGULATORY SERVICES AND WASTE

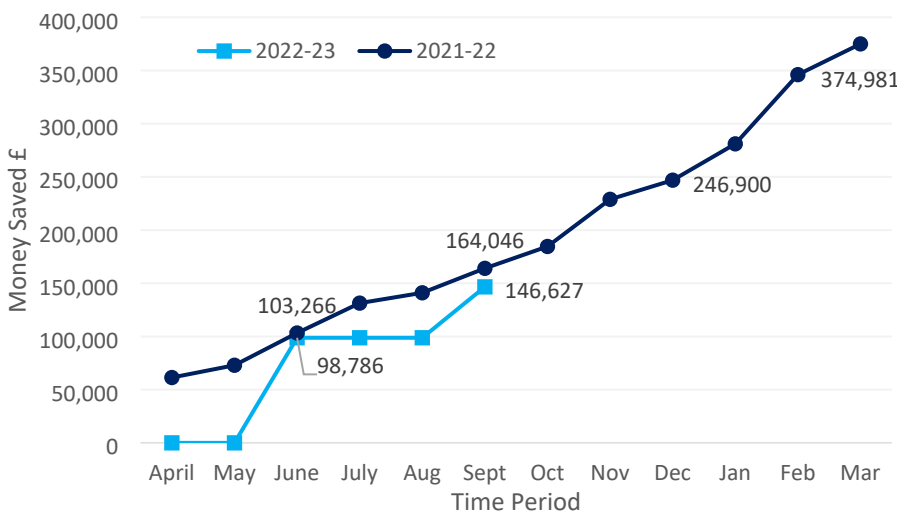
Cabinet Member: Councillor Karen Luccioni

Portfolio Responsibilities:

- Contingency and Emergency Planning
- Bereavement Services
- Celebratory and Registrars
- Coroner
- Licensing
- Environmental Health
- Trading Standards
- Community Safety
- Waste Disposal
- Waste Collection (Household, Schools and Trade)
- Forest Road Waste Recovery Park (MT Plant and Energy from Waste)
- Household Waste
- Recycling Centres
- Commercial Waste Recycling Centres
- Closed Landfill Sites
- Littering and Fly Tipping

Performance Measures

Amount of money saved to vulnerable consumers by trading standard interventions



Aim: Increasing amount of money saved to vulnerable consumers by trading standards interventions

UN Sustainable Development Goal: 16

Most Recent Status: September 2022

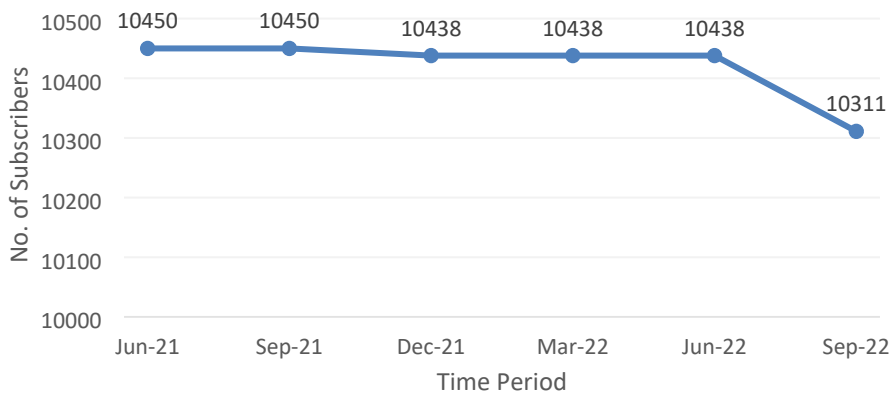
Monitoring Measure Only

Previous Status: March 2022

Monitoring Measure Only

- Complaints received involve reports of scams, product safety, weights and measures, animal health and counterfeit goods.
- IWC is now using a new national tool for Trading Standards to calculate the savings because of interventions, however this will mean reporting frequency will now be quarterly, rather than monthly.
- As at the end of quarter 2, we are £17,419 lower and at the same time in 2021-22.

Total number of garden waste subscribers



Aim: Increasing number of garden waste subscribers

UN Sustainable Development Goal: 13

Most Recent Status: September 2022

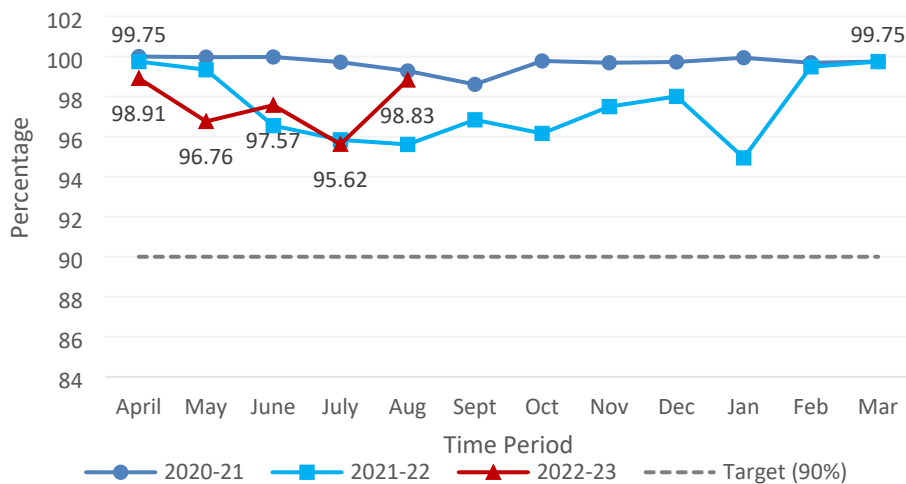
Monitoring Measure Only

Previous Status: June 2022

Monitoring Measure Only

- Once the service opened to subscribers in the spring, we saw a decrease in numbers due to cancelled subscriptions.
- It is likely that this drop in subscriptions has been impacted by the increased cost for a monthly collection of green waste from £72 to £96.
- Of the current 10,311 subscriptions in place, 9,331 were renewals, 965 were new sales, and 15 were multi-year subscriptions taken out prior to 2020

Percentage of domestic waste diverted from landfill



Aim: 90 percent of domestic waste is diverted from landfill

UN Sustainable Development Goal: 13

Most Recent Status: September 2022

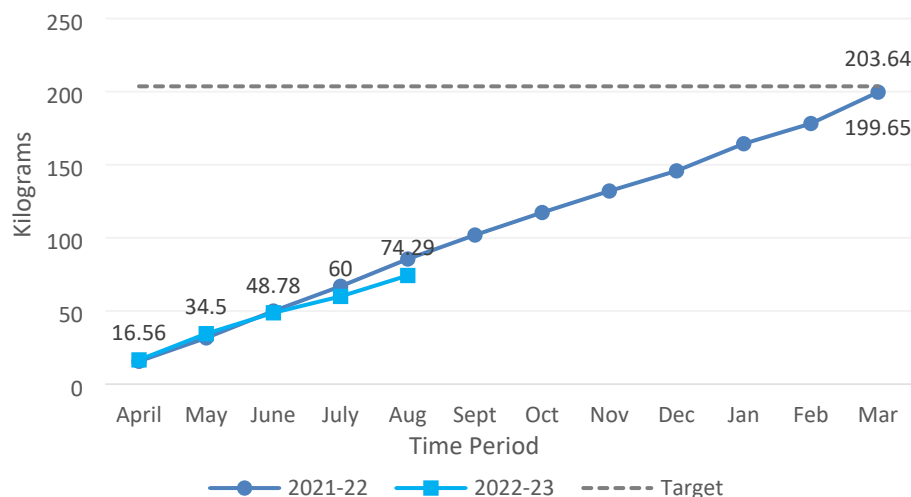
GREEN

Previous Status: June 2022

GREEN

- Diversion rates are currently higher than during the same period last year (98.83 for 2022-23 against 95.61 for 2021-22), with a year-to-date percentage of 97.71 (97.29 for the same period 2021-22)
- Rates remain well above the target 90 percent, as they have consistently throughout the last 2.5 years.

Reduction in residual (LACW) household waste per person



Aim: Reduction in residual household waste per person is 203.64 kilograms by end of year

UN Sustainable Development Goal: 13

Most Recent Status: September 2022

GREEN

Previous Status: June 2022

GREEN

- The end of year target for the reduction in residual household waste has increased this year from 182.95 kilograms to 203.64 kilograms
- We are currently slightly below the same period last year in terms of reduction in kilograms for August (74.29 for 2022-23 and 85.57 for 2021-22)

Service Updates - Key Aspirations and Ongoing Business

The following activity supports UN Sustainable Development Goal 11:

The community Safety Partnership is now operational and the Crime Reduction Unit is moving to a new model under the Police and Crime Commissioner from November 2022.

Standards continue to be enforced within the private sector housing market, and an extension to the existing licencing scheme had been scoped but is unlikely to be justified. A new white paper from the government concerning licensing of the private rented sector is soon due which will likely have an impact going forward.

The following activity supports UN Sustainable Development Goal 13:

The waste team have assessed the business case for purchasing a third vehicle to support the garden waste subscription service and crew to enable 5000 new visitors and have concluded that there is not sufficient market interest to justify the cost at this time. However, diversion of waste from landfill remains about 90 percent with contractual obligations in place to ensure zero-nonessential waste goes to landfill.

Strategic Risks

Failure of the Waste contract resulting in significant financial and operational disruption for the council and its residents

Assigned to: Director of Neighbourhoods

Inherent score	Target score	Current score
16 RED	5 GREEN	8 AMBER
Previous scores		
Jul 22	Mar 22	Nov 21
8 AMBER	8 AMBER	8 AMBER
No change to risk score		